



REPORT TO SUB COUNCIL 20

1. ITEM NUMBER: 20SUB52/11/2019

SUBJECT COMMUNITY SERVICES AND HEALTH DIRECTORATE, CITY HEALTH DEPARTMENT BUSINESS PLAN PROGRESS REPORT: PERIOD July – August – September 2019 AREA SOUTH: SOUTHERN

**ONDERWERP
VORDERINGSVERSLAG OOR DIREKTORAAT GEMEENSKAPSDIENSTE
EN GESONDHEID, DEPARTEMENT STADSGESONDHEID SE
SAKEPLAN: TYDPERK JULIE – SEPTEMBER 2019 VIR GEBIED SUID:
SUIDELIK**

**SIHLOKO
ICANDELO LOLAWULO LEENKONZO ZOLUNTU NEZEMPILO, ISEBE
LEZEMPILO LESIXEKO: INGXELO ENGENKQUBELA NGOKUMALUNGA
NESICWANGCISO SOKUQHUTYWA KOMSEBENZI KUMMANDLA
OSEMAZANTSI, KWISITHUBA ESISUSELA KWEYEKHALA UKUYA
KWEYOMSINTSI 2019**

2. PURPOSE

To inform the Sub council about service-delivery progress made during the period from July to September 2019.

3. DISCUSSION/CONTENTS

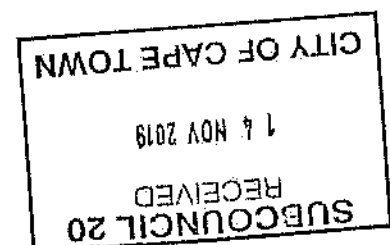
City Health directorate is responsible for two main focus areas of service delivery under the CARING City pillar namely; Personal Primary Health Care (PPHC) and Environmental Health Services (EH) and the report will focus on:

4. PURPOSE

That this report be noted.

5. FOR DECISION BY

The report is submitted for information only.



6. EXECUTIVE SUMMARY

7. RECOMMENDATIONS

That this report be noted

ENVIRONMENTAL HEALTH

8. DISCUSSION/CONTENTS

Background:

The City seeks to provide a healthy environment to its citizens. In Sub Council 20 these services are offered from two offices based in Wynberg, Lakeside and a support service in Plumstead. Environmental Health (Municipal Health Services) is one of the core businesses for City Health in the Community Services and Health Directorate within the City. A number of indicators are used to measure progress and performance for environment, but the report will focus mainly on key indicators. Performance on other indicators is available on request.

Drinking Water Quality: There is a total of 17 main sampling points located within the Sub-Council. Weekly samples are taken at these 17 points and for the period under review 100% compliance for Bacteriological standards was observed, thus exceeding the target of 99% for the Sub Council. These samples are taken at strategic points linked to the end users.

Access to basic services in Informal Settlements: There are 2 Informal Settlements located in this area. Weekly monitoring visits are conducted by environmental health practitioners (EHP). For the period under review the EHP's have completed a total of 150 monitoring visits. Environmental Health practitioners engage with other relevant service departments should the need arise in order to address basic service needs.

Vector control: Vectors are responsible for carrying various illnesses from one place to the other, therefore their control and management is important. The number of block baiting stations for controlling rats reached was 174.

Health Promotion

A total of 9 Health and Hygiene projects has been undertaken by Environmental Health Practitioners and Environmental Health Assistants for the period under review at Early Childhood Development Centres and Informal Settlements.

Special Operations

Environmental Health Practitioners identified areas where warning signage relating to inland water needed to be erected, this programme has commenced and is ongoing.

Domestic Water Samples

% routine domestic water samples complying with SANS 241 quality standards				
No of samples taken	No of samples complying	% samples complying	Target	Baseline (19/20)
221	221	100	221	221

All the water samples taken in the Southern Sub District for bacteriological analyses complied with the relevant standards as prescribed in the South African National Standards for Drinking Water, SANS 241:2015.

Food Sampling – Bacteriological Analysis

No of samples taken	No of samples complying	% food samples complying with relevant legislation standards	Target	Baseline (19/20)
39	29	74%	75%	75%

A total of 39 of the 29 food samples taken complied with the relevant standards prescribed in the Foodstuffs, Cosmetics and Disinfectants Act (54/1972). These samples included food products, bacteriological swabs from the hands of food handlers and surfaces where food products are prepared. The necessary remedial actions were taken in all cases of non-compliance which included written notices to owners and managers of restaurants, butcheries, etc as well as training of food handlers where the 5 Keys to Safe Food program were presented, which focus on the following key messages:

- a. Keep clean
- b. Separate raw and cooked foods
- c. Cook thoroughly
- d. Keep food at safe temperatures
- e. Use safe water and raw materials

In as much as the City's target is 75%, we are aiming for 100 % compliance which is difficult as the food sector is an unpredictable environment where bacteriological growth is always apparent.

Special Operations

Environmental Health focused on Food Safety during the period under review monitoring the potential sale of Unsafe food products, sale of unlabeled food and general Hygienic conditions.

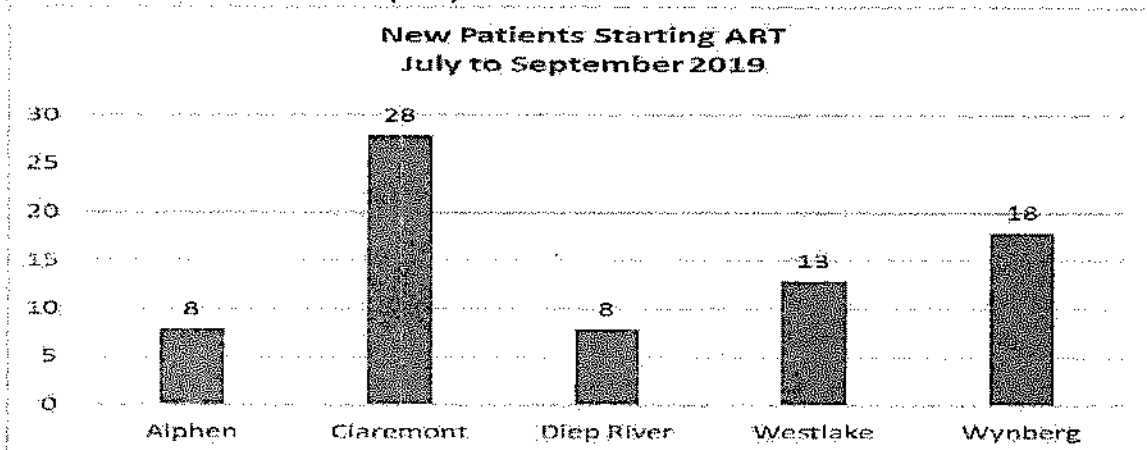
Interventions was undertaken in Constantia after complaints was received regarding elevated levels of copper in drinking water. This matter is being investigated by the Water Services Department.

Negative Incidents

None

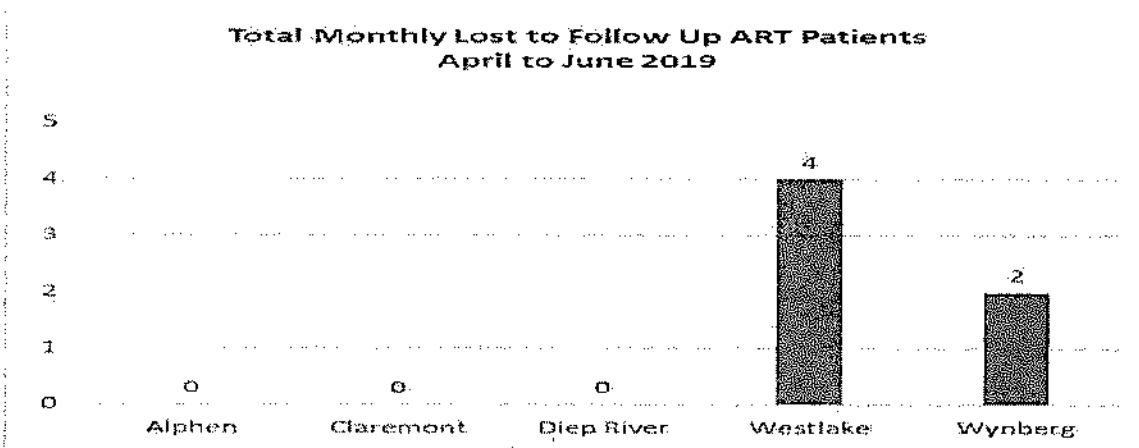
9. PERSONAL PRIMARY HEALTH SERVICES

ANTI-RETROVIRAL THERAPY (ART)



Source: PREHMIS _APRIL 2019 to June 2019 generated on 23 October 2019

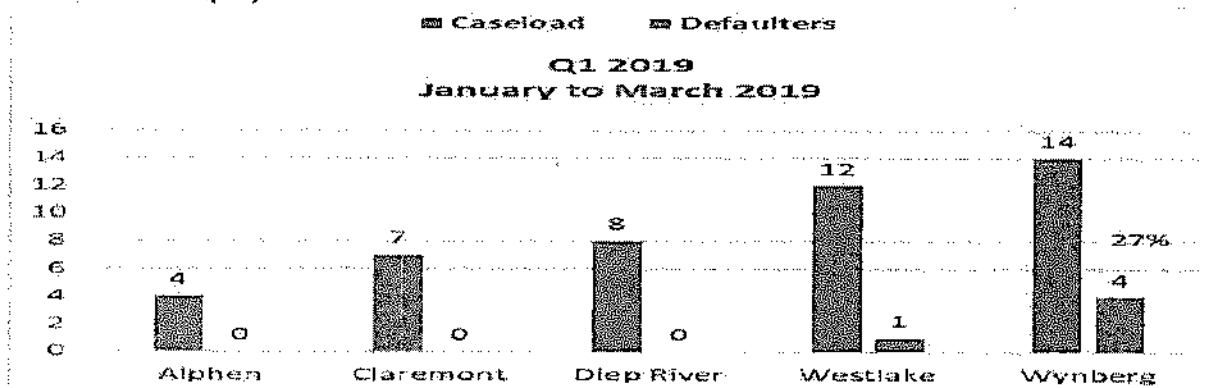
The smaller clinics are increasing in starting their new patients on ART.



PREHMIS _APRIL 2019 to June 2019 generated on 23 October 2019

Westlake have 4 lost to follow up ART patients and Wynberg 2. With the help of the Community Health Workers, Appointment system and continued counselling, we hope to reduce these numbers.

TUBERCULOSIS(TB)



Source: ETR.Net created on 26.07.2019

In Wynberg out of a caseload of 14 patients 4 patients, at 27% defaulted for various reasons. In Westlake 1 patient, at 8%, defaulted out of 12 registered. The caseloads are low thus the high percentages of lost to follow up.

With the help of the Community Health Workers, Appointment system and continued counselling, we hope to reduce these numbers.

10. PHC OUTREACH SERVICES

ACHIEVEMENTS:

1st till the 7th of August 2019 - Breast feeding promotion talks were held at Clinics. Clinics visited schools for health promotion preventative messages during this quarter.

17 August 2019 - Westlake clinic offered wellness to the staff of San Parks

27 September 2019 - Westlake clinic worked with Rotary on the Rotary Family Health Days

COCT AWARDS

Trophy Wording	Merit	Area	Certificate Wording
Project Manager Award	Gideon Topley (Silver)	Area 4	For his Food Hygiene project at Pollsmoor Prison
Leadership Award	Faizel Holliday (Silver)	Area 4	For guidance and leadership in the Southern Sub District Administration Office
Service Champion Award	Cecilia Johnson (Gold)	Area 4	For going above and beyond her usual ENA duties in service of her community
Child Health Award	Area South: Southern Sub-District (Gold)	Area 4	Runner Up Best Performing Child Health Program
Best Matrix Site Award	Area South: Parkwood Matrix (Silver)	Area 4	Runner-Up Best Performing Matrix site
Best Quality Improvement project related to Food Control	Area South: Southern Sub-District (Silver)	Area 4	For their Soft Serve Quality Improvement programme which through regular monitoring, sampling, health education, training, advice and guidance has led to a compliance rate of 79%.
Best Environmental Health Pollution Control Intervention Standards	Area South: Sub-District (Silver)	Area 4	For their ongoing efforts to improve access to basic services and reduce unhygienic conditions in their Informal Settlements.
Best compliance with service	Area South: Southern Sub-District (Gold)	Area 4	For achieving the highest number of legal actions and C3 closure rate within 23 days of 99,46%
Long Service Award – 30 years	David Solomons	Area 4	Senior Worker
Long Service Award – 30 years	Gavin Heugh	Area 4	EHO
Long Service Award – 30 years	Soraya Elloker	Area 4	Area Manager - Area 4

CHALLENGES:**No Incidents at Facilities****COMPLAINTS**

Alphen – x1
 Claremont – 0
 Diep River – 0
 Fish Hoek – X1
 Wynberg – 0

COMPLIMENT

Alphen – 0
 Claremont – 0
 Diep River – X1
 Fish Hoek – 0
 Wynberg – 0

11.1 Constitutional and Policy Implications

None

11.2 Sustainability implications

Does the activity in this report have any sustainability implications for the City?

No ☒Yes ☐**11.3 Legal Implications**

None

11.4 Staff Implications

Does your report impact on staff resources or result in any additional staffing resources being required?

No ☒Yes ☐**11.5 Other Services Consulted**

None

FOR FURTHER DETAILS, CONTACT:

NAME	Kelebogile Shuping/ Jacqueline Ross
CONTACT NUMBERS	0214443260/4443265
E-MAIL ADDRESS	Kelebogile.Shuping@capetown.gov.za Jacqueline.Ross@capetown.gov.za

Comment:

AREA MANAGER: AREA SOUTH

[Compulsory to Insert name]

NAME

Soraya Eilida

DATE

30/10/2019

pp Richard White
RICHARD WHITE
SUBCOUNCIL MANAGER

Tel No. 021 444 8112

DATE: 14/11/2019

