



DATE: 24 AUGUST 2024

REPORT TO: URBAN WASTE MANAGEMENT PORTFOLIO COMMITTEE

1. ITEM NUMBER UWM 13/09/24

**URBAN WASTE MANAGEMENT PERFORMANCE REPORT FOR COLLECTIONS:
JULY 2024**

ONDERWERP

**VASTEAFVALBESTUUR – PRESTASIE MONITERINGSVERSLAG VIR
KOLLEKSIES: JULIE 2024**

UMXHOLO

**ICANDELO LOLAWULO LWENKUNKUMA - INGXELO YOQOKELELO LUKA
EYEKHALA 2024**

2. SUBJECT: PERFORMANCE REPORT - COLLECTIONS

Enter LSU Number Here

3. DELEGATED AUTHORITY

In terms of delegation

This report is for

- Committee Name:** Urban Waste Management
- The Executive Mayor together with the Mayoral Committee (MAYCO)
- Council

John
Laing
Smale

Digitally signed
by John Laing
Smale
Date: 2024.08.27
15:57:44 +0200

Making progress possible. Together.

4. DISCUSSION

This report is to provide a status update on the below performance/SDBIP indicators.

4.1 Collections Beats

At present 137 formal beats, receive a refuse collection service on the scheduled day at current resource availability whilst contractors cover 21 beats. This equates to 158 beats in total with 13% of beats contracted.

4.2 Departmental Performance

- The formal beats receiving a refuse collection service on schedule is below the set target. The events impeding service delivery are listed in Annexure A below. In addition to the ongoing vehicle shortages, the severe inclement weather affected staff availability due to flooding and stormy weather conditions.
- In spite of the Branch's best efforts to mitigate against unforeseen circumstances, the extreme weather conditions that continued for 3 weeks of the month, created havoc, delayed and backlogged service delivery in some areas. Staff had to be issued with additional protective wear (rain suits, and gumboots) in order to ensure their availability as they were soaked daily and unable to dry their clothes.
- The July 2024 total beats completed on scheduled days was 90.67
- For July 2024, Collections Areas in which a Refuse Collection Service did not occur on the scheduled day equated to 4 areas. The reasons, apart from those included in Annexure A, further included attending to backlogs of the previous day, inclement weather as well as extortion threats and gang violence.
- The average number of backlog beats for July 2024 for all areas on the scheduled day was 3.14 beats per day per area.

4.3 Contracted Performance

- Contractors performed well during July 2024 and achieved all targets albeit also experiencing backlogs during the period. The average number of backlog beats for July 2024 for Contracted areas on the scheduled day was 0.033 beats per day per area.

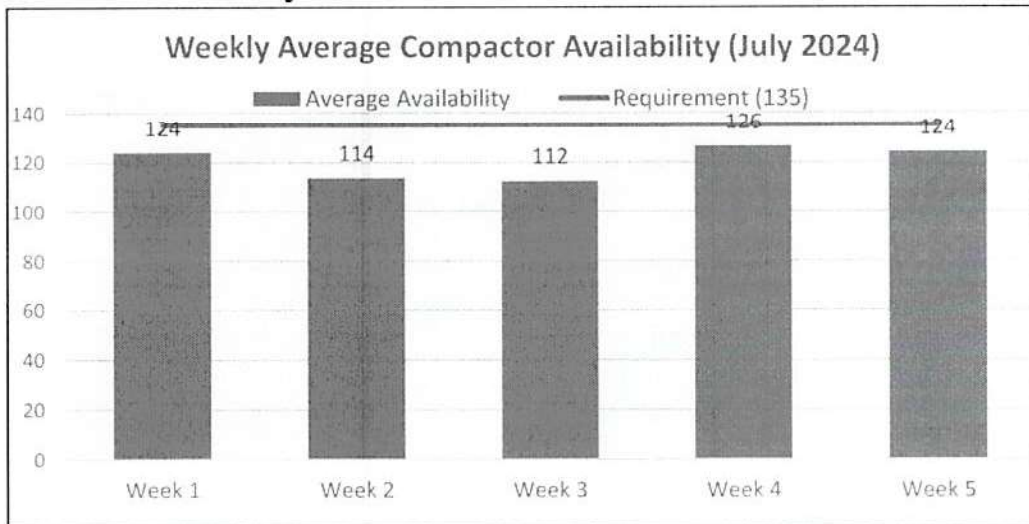
John
Laing
Smale

Digitally signed
by John Laing
Smale
Date: 2024.08.27
15:57:54 +0200

Making progress possible. Together.

	INDICATOR	DEPARTMENTAL PERFORMANCE			CONTRACTED PERFORMANCE		
		Target	Jul-24	Comments	Target	Jul-24	Comments
		DEPARTMENTAL AND CONTRACTED SERVICES	Formal Beats receiving a refuse collection service on scheduled day (%)	98%	90.67	Total beats for July 2024 = 3096 Total beats completed on scheduled days = 2807 $(2807/3096) \cdot 100 = 90.67$	98%
Formal Beats receiving a refuse collection service on the scheduled day at current resource availability. Average Number of Formal Beats to Receive a Refuse Collection Service for all Areas per Day	137		137	These are the daily beats	21	21	These are the daily beats
Formal Beats receiving a refuse collection service on the scheduled day at current resource availability. Collections Areas in which a Refuse Collection Service did not occur on the Scheduled Day	0		4	Staff shortage Vehicle shortage Vehicle Breakdown with no replacement Gang Violence Attending to backlog of previous day. Extortion Threats on Staff (KTC Nyanga) Inclement Weather Volatile area.	0	1	
Formal Beats receiving a refuse collection service on the scheduled day at current resource availability. Average Number of Backlog Beats for all Areas on the Scheduled Day per Month	0		3.14	Total beats for July 2024 = 3096 Total beats NOT completed on scheduled day for month = 289. This translates to 3.14 beats per day per area not serviced for July 2024 $(289/23 \text{ days}/4 \text{ areas}) = 3.14 \text{ beats per area per day}$	0	0.033	Total beats for July 2024 = 577 Total beats NOT completed on scheduled day for the month = 3. This translates to 0.033 beats per day per area not serviced for July 2024. $(3/23 \text{ days}/4 \text{ areas}) = 0.033 \text{ beats per area per day}$

The table below shows the weekly averages for refuse compactors available v/s requirements for the July month



John Laing Smale
Digitally signed by John Laing Smale
Date: 2024.08.27 15:58:04 +0200

Making progress possible. Together.

4.4 Challenges: July 2024

- The major challenges experienced in the second month of winter:
 - Inclement weather with subsequent flooding across Cape Town. The actual rainfall far exceeded the predicted rainfall;
 - Protest Action in various suburbs;
 - Continuing gang violence resulting in inaccessibility to many communities; and
 - Threatening, hijacking and extortion of City Staff
- Collections Area Head (North) post remains vacant. This post should be advertised shortly.
- The Head Operations Coordination post remains vacant. Envisaged to be filled by October 1, 2024.
- Staff unavailability due to inclement weather and flooding resulting in staff not being able to reach places of work.

4.5 Achievements: July 2024

- Collections Branch managed to secure the extension of services of an Acting Head for Area East until end September 2024.
- In spite of inclement weather and subsequent flooding all backlogs experienced in a particular week, were cleared in the same week.
- The same holds true for areas riddled with protest action and gang violence.
- On Average Collections had 80% staff turnout

4.6 Plan of Action

- Continuing efforts to stabilise the business
- Beat Recutting Project
 - Progressing well
 - All Areas baseline assessments are in process to determine status quo. This will ensure that all BEAT re-cutting activity presently and future perspective will have a platform and process to follow.

5. IMPLICATONS

- 5.1. Financial Implications None Opex Capex
- Capex: New Projects
- Capex: Existing projects requiring additional funding
- Capex: Existing projects with no Additional funding requirements

John
Laing
Smale
Smale
Digitally signed by John Laing Smale
Date: 2024.08.27 15:58:14 +0200

Making progress possible. Together.

5.2. Policy and Strategy Yes No

5.3. Legislative Vetting Yes No

5.4. Legal Implications Yes No

5.5. Staff Implications Yes No

5.6. Risk Implications Yes The risks for approving and/or not approving the recommendations are listed below:

No Report is for decision and has no risk implications.

No Report is for noting only and has no risk implications.

5.7. POPIA Compliance Yes It is confirmed that this report and the content of the annexures have been checked and considered for POPIA compliance.

6. RECOMMENDATION

It is recommended that the performance monitoring report BE NOTED.

AANBEVELING

Daar word aanbeveel dat daar KENNIS GENEEM WORD van die prestasiemoniteringsverslag.

ZINDULULO

Kundululwe ukuba MAKUQWALASELWE ingxelo yarhoqo ngenyanga yenkcukhaca-manani

John
Laing
Smale


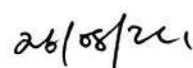
Digitally signed
by John Laing
Smale
Date: 2024.08.27
15:58:27 +0200

Making progress possible. Together.

7. ANNEXURES

- Annexure A: Events Impeding Service Delivery
- Annexure B: Winter Readiness

FOR FURTHER DETAILS CONTACT

NAME	George Jonkers	CONTACT NUMBER	0810973263
E-MAIL ADDRESS	george.jonkers@capetown.gov.za	George Jonkers	<small>Digitally signed by George Jonkers Date: 2024.08.26 08:42:49 +02'00'</small>
DIRECTORATE	Urban Waste Management	FILE REF No	
SIGNATURE : DIRECTOR	 		

EXECUTIVE DIRECTOR

NAME _____ COMMENT: _____

DATE _____

SIGNATURE **Phila Mayisela** Digitally signed by Phila Mayisela
Date: 2024.08.27
09:43:37 +02'00'

THE ED'S SIGNATURE REPRESENTS SUPPORT FOR THE REPORT AND ANNEXURE CONTENTS AND CONFIRMS POPIA COMPLIANCE.

LEGAL COMPLIANCE

- REPORT COMPLIANT WITH THE PROVISIONS OF COUNCIL'S DELEGATIONS, POLICIES, BY-LAWS AND ALL LEGISLATION RELATING TO THE MATTER UNDER CONSIDERATION.
- NON-COMPLIANT

NAME _____ COMMENT: _____

DATE _____


SIGNATURE **John Laing Smale** Digitally signed by John Laing Smale
Date: 2024.08.27
15:58:41 +02'00'



For information.

Making progress possible. Together.

Annexure A: Events Impeding Service Delivery

Date	Event/Incident
01 July	Shooting incidents – Belgravia Road, Elserriver and Hanover Park
02 July	Protest Action – Mew Way and Baden Powell. Sporadic shooting reported: Mannenberg, Hanover Park , Grassy Park / Ottery (*Skurwe Flats*opposite De Wet Road Park)
03 July	Warning issued for disruptive rain and strong winds across the WC – L2 Ongoing gang violence in Manenberg Burning Tyres on Govan Mbeki Rd, direction Khayelitsha Vehicles windscreen damage CA98795 & CA625853 – Klipfontein
04 July	Ongoing gang violence Vistula & Wye Block Extortion threats KTC Nyanga Protesting Baden Powell Drive between Swartklip & Oscar Mpetha Rds PROTEST ACTION MP104 reports, approximately 20 x protesters set tyres alight on Govan Mbeki Road, between Sheffield and Stock Road, opposite Marikana. CTMPD and POPS on scene. Fire Services advised. MP104 reports, 2 x Golden Arrow busses were stoned on c/o Govan Mbeki and Stock Road. No injuries reported.
05 July	Flooded road surface before and after Coastal Park LFS in both directions Shooting incidents – Valhalla Park, Heideveld & Manenberg Mini tornado, mudslide and flooding hit Mitchells Plain, Cape Town Extortion of members at Inzame Clini in Brownsfarm and WS Staff in Nyanga Cold snap to affect South Africa from Sunday until Tuesday as a series of cold fronts impact the Cape provinces from Sunday onwards (7 to 11 July 2024). SAWS Media Release
06 July	Orange Level 8 Warning – Damaging winds Storm surge expected along the coastline of South Africa: 7 – 8 July 2024 – SAWS Media Release
10 July	Flooding Fishhoek
11 July	School closures in various districts ahead of severe weather warning Flooding in Spine/Eisleben Road, Mitchells Plain Manager Collections decision to delay services until 08:00 Flooding at Sacks Circle Strand North flooded
18 July	Owen and Connaught Road Uitsig protest action with burning tyres Protest action in Voortrekker Road.
19 July	Shooting Incident Hanover Park – Someone shot
24 July	Coastal Park Breakdowns
25 July	Shooting incident in Langa
30 July	Protest Action in John Dreyer Atlantis


Making progress possible. Together.






Please do not drink into liquor, and Stellenbosch road or Chain Road the gangsters have started burning tyres so they can rob you.

2. Extortion of members at Inzame Clinic in Brownsfarm and of Solid Waste staff in Nyanga

3. Gang Violence: Manenberg

- Mitchell's Plain
- Hanover Park
- Helton Park

Public and Special School closures for 11 July 2024:

- All Metro South, Metro Central, Metro North and Metro East Education District schools.
- All Cape Winelands Education District schools.
- All Overberg Education District schools.
- Circuit 1 and 2 schools in the West Coast Education District.

All schools are expected to open on 12 July 2024.

Almost 70 people shot dead on the Cape Flats over the past four weeks.

And the gunshots are not stopping.

Reports of more shootings this morning in Valhalla Park and in Hanover Park.

STRAND. North flooded

WCLive Traffic & Safety Alerts

Flooding tip de Jager under N1 bridge 06:51 ⚡

[View channel](#)

Forwarded

WCLive Traffic & Safety Alerts

MUDSIDE

Towards top of Glencairn Expressway

Partial obstruction

Pass with caution

@DeepSouthReport 06:57 ⚡

[View channel](#)

Forwarded

WCLive Traffic & Safety Alerts

Old air lowrey's, Dennehof and Sunset Drive in GB flooded avoid 06:57 ⚡

[View channel](#)

Forwarded

WCLive Traffic & Safety Alerts

CLARENS DRIVE






Heavy rockfalls from about 2km out of Rooiels towards Gordon's Bay


Mainly mountainside - Pass with caution

#WCLiveTraffic #WCLiveWhatsApp

#EWNTraffic #BokRadio #Soosbeer2006 06:57 ⚡

[View channel](#)

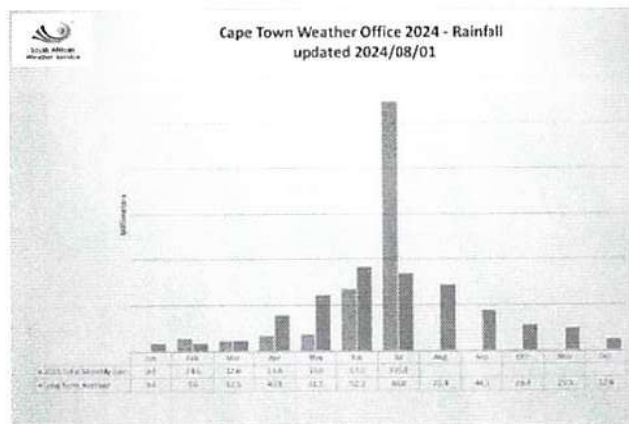








Making progress possible. Together.



Annexure B: Winter Readiness Plan vs Actual Rainfall



Media Release (weathersa.co.za)

Making progress possible. Together.