



COUNCIL OF THE CITY OF CAPE TOWN

30 AUGUST 2005

***RECOMMENDATIONS FORM THE EXECUTIVE MAYOR: 17.08.2005***

**C 07/08/05 APPLICATION FOR THE EXTENSION OF THE PAROW INDUSTRIA CITY IMPROVEMENT DISTRICT TERM**

**RECOMMENDED** that the extension of the Parow Industria City Improvement District term to 30 June 2007, in terms of Section 11(4) of the CID By-Law as per the Business Plan dated 7<sup>th</sup> February 2005, be approved.

1 **ITEM NUMBER :** *To be inserted by secretariat*

2 **SUBJECT**

APPLICATION FOR THE EXTENSION OF THE PAROW INDUSTRIA CITY IMPROVEMENT DISTRICT TERM

ISICELO SOKWANDISWA KWE-PAROW INDUSTRIA CITY IMPROVEMENT DISTRICT TERM

AANSOEK OM DIE VERLENGING VAN DIE TERMYN VAN DIE PAROW INDUSTRIA

3 **PURPOSE**

In terms of the City Improvement District By-Law - promulgated as per Provincial Notice No.6118 dated 26 March 2004 (the By-Law), Council has, in terms of Section 11(4), received an application to extend the existing Parow Industria City Improvement District term to 30<sup>th</sup> June 2007.

This report recommends that the application to extend the Parow Industria City Improvement term be approved.

4 **STRATEGIC INTENT**

*Strategy 1 Shifting growth to the Urban Core. Programme: 2 Urban Node Regeneration.*

*Strategy 2 Upgrading existing settlements. Programme: 7 Decentralised Industrial and Commercial Development.*

5 **FOR DECISION / CONSIDERATION BY**

Council.

## 6 EXECUTIVE SUMMARY

- 6.1 The former Tygerberg Administration approved on 14 May 2001 the establishment of the Parow Industria City Improvement District in the Parow Industria and Tygerberg Business Park area, taking effect the 1<sup>st</sup> of August 2001.
- 6.2 Application, in terms of Section 11(4) of the CID By-Law is now made to Council for the extension of the CID's term to 30 June 2007.
- 6.3 Written proof that owners of ratable property within the boundaries of the Parow Industria Improvement District who own not fewer than 50% in number of such properties and not less than 50% of the rate base value of the ratable properties within the boundaries of the Parow Industria Improvement District approved the proposed three year Business Plan dated 7 February 2005.

## 7 RECOMMENDATIONS

It is recommended that Council:

- 7.1 Approve the extension of the Parow Industria City Improvement District term to 30 June 2007, in terms of Section 11(4) of the CID By-Law as per the Business Plan dated 7<sup>th</sup> February 2005.

## 7 IZINDULULO

Kuphakanyiswe uluvo lokuba iBhunga:

- 7.1 Lamkele ukwandiswa kwe-Parow Industria City Improvement District term ukuya kuma-30 Juni 2007, phantsi kweCandelo 11(4) loMthetho kaMasipala we-CID ngokwesiCwangciso soShishino somhla we-7 Februwari 2005.

## 7 AANBEVELINGS

Daar word aanbeveel dat die raad:

- 7.1 Die verlenging van die termyn van die Parow Industria Stadsverbeteringsgebied tot 30 Junie 2007 goedkeur ingevolge artikel 11(4) van die Verordening op Stadsvebeteringsgebiede soos in die sakeplan van 7 Februarie 2005.

## 8 DISCUSSION/CONTENTS

- 8.1 The former Tygerberg Administration approved on 14 May 2001 the establishment of the Parow Industria City Improvement District in the Parow Industria and Tygerberg Business Park area, taking effect the 1<sup>st</sup> of August 2001.

- 8.2 The CID By-Law Section 18(3) requires that within one year of the operative date of the uniform By-Law (1<sup>st</sup> of July 2004) all CIDs must take steps to amend their financial year in order to comply with the financial year of Council.

Section 18(4) further states that any City Improvement plan which terminates in the course of the City's financial year shall be deemed to have been extended to the end of the relevant financial year.

This resulted in the Parow Industria City Improvement District's first term ending on 30 June 2004.

- 8.3 An application in terms of Section 11(4) of the CID By-Law has been made by the Management body of Parow Industria City Improvement District to extend the CID's term.

A three year Business Plan dated 7 February 2005 attached as Annexure A was submitted.

- The Business Plan makes provision for the continuation of the existing services and proposes a stronger focus on getting involved in waste minimization.

- 8.4 Written proof was submitted indicating that the owners of ratable property who own not fewer than 50% in number of such properties and not less than 50% of the rate base value of the ratable properties within the boundaries of the Parow Industria City Improvement District, approved the Business Plan.

- 8.5 Although no formal Council approval for the Parow Industria City Improvement District exists for the 2004/05 financial year, the CID had the necessary support as required in terms of the By-Law.

- 8.6 As the Business Plan, of 7 February 2005 does not materially affect the rights or interests of any person nor does it affect the levy to be charged, Council could approve the application to extend the term of the Parow Industrial City Improvement District as from 1 July 2004 to 30 June 2007.

## 9 Legal Implications

City Improvement District By-Law No.6118 dated 26 March 2004

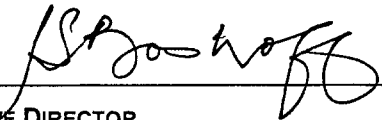
---

### ANNEXURES

Annexure A – Parow Industria City Improvement District Business Plan dated 7 February 2005.


**FOR FURTHER DETAILS CONTACT:**

Name: Runan Rossouw  
 Service: Economic and Human Development  
 Directorate: Strategy and Development  
 Tel. No.: (021) 550-1187  
 E-mail Address: Runan.Rossouw@capetown.gov.za  
 Date: 2005-06-06

  
 \_\_\_\_\_  
 EXECUTIVE DIRECTOR  
 STEPHEN BOSHOFF

Comment:

DATE 13 June 2005


  
 \_\_\_\_\_  
 CITY MANAGER

Comment:

DATE 14/7/05

- SUPPORTED
- REFUSED
- REFERRED BACK

094




**PAROW INDUSTRIA**  
**IMPROVEMENT DISTRICT ASSOCIATION**  
REG. NO. 2001/027476/08 ASSOCIATION INCORPORATED UNDER  
SECTION 21

Including Tygerberg Business Park  
⇒ *Securing Your Business Environment* ⇐

# PROPOSED BUDGET

**FINANCIAL YEARS :**  
**2004/2007**

**COMPILED BY : GLYNIS BEVERLEY VAN LILL**  
**TEL : (021) 932-4799**  
**0723427236**



**PAROW INDUSTRIA  
IMPROVEMENT DISTRICT ASSOCIATION**  
REG. NO. 2001/027476/08 ASSOCIATION INCORPORATED UNDER  
SECTION 21


Including Tygerberg Business Park

⇒ *Securing Your Business Environment* ⇐

**PROPOSED BUDGET 2004/2007 (IN RANDS)**

Item	Monthly	2004/05	%	2005/06	2006/07
Accommodation	0.00	0.00	0.00	0.00	0.00
*Telephone	850.00	10,200.00	0.86	11,220.00	12,342.00
Manager (salary)	9,000.00	108,000.00	9.06	118,800.00	130,680.00
Manager (Travelling expenses)	250.00	3,000.00	0.25	3,300.00	3,630.00
Functions / Meetings	300.00	3,600.00	0.30	3,960.00	4,356.00
*Admin/stationery	300.00	3,600.00	0.30	3,960.00	4,356.00
*Security	71,000.00	852,000.00	71.51	937,200.00	1,030,920.00
*Insurance	300.00	3,600.00	0.30	3,960.00	4,356.00
*Auditing expenses	660.00	7,920.00	0.67	8,712.00	9,583.20
Negotiable Annual Bonus Manager	1,500.00	18,000.00	1.51	19,800.00	21,780.00
Cleansing Project	2,500.00	30,000.00	2.53	33,000.00	36,300.00
*Dare to Dream Campaign	3,000.00	36,000.00	3.02	39,600.00	43,560.00
*Miscellaneous	3,000.00	36,000.00	3.02	39,600.00	43,560.00
VAT	1,897.00	22,764.00	1.91	25,040.40	27,544.44
5% Bad Debt Provision	4,727.85	56,734.20	4.76	62,407.62	68,648.38
<b>TOTAL</b>	<b>99,284.85</b>	<b>1,191,418.20</b>	<b>100.00</b>	<b>1,310,560.02</b>	<b>1,441,616.02</b>





**PAROW INDUSTRIA  
IMPROVEMENT DISTRICT ASSOCIATION**

**OPERATING SCHEDULE 2005/2006**

**THE GEOGRAPHIC AREA OF THE CID**

The geographic area for the CID is bounded by Industria Ring Road, Stoker Street, Trans Oranje Road, Garrett Street, Koets Street, Trans Karoo Road, Assegai Street, Parin Road, Cradick Close, Stellenberg Road, Tekstiel Street, Spin Street, Radnor Road and Junction Street.

**GOALS OF THE CID**

The goals of the CID are to build confidence in the area in question as a safe, attractive and clean area in which to conduct a business. This will be achieved by providing an effective response to high levels of crime and grime in addition to supplementary security and cleaning services already supplied by the SA Police Service and Local Authority.

**SERVICES TO BE PROVIDED BY THE  
CID**

See attached annexure.

<b>PAROW INDUSTRIA IMPROVEMENT DISTRICT ASSOCIATION ANNUAL PLAN</b>			
<b>2005/ 2006 FINANCIAL YEAR</b>			
<b>PRIORITY / STRATEGY</b>	<b>GEOGRAPHIC / INTEGRATED APPROACH</b>	<b>SERVICE DELIVERY</b>	
<b>OBJECTIVE</b>	<b>SECURE A SAFE, ATTRACTIVE AND CLEAN BUSINESS AREA</b>		
<b>PERFORMANCE INDICATOR</b>	<b>RESPONSIBILITY</b>		
Decrease crime in the ID area			
Glynis Van Lill			
<b>ACTION STEPS</b>			
1. Maintain an updated base line of crime statistics	1 July 2005	30 July 2006	Measurement. Comparisons.
2 Identify the root causes of crime by conducting the necessary research / analysis.	1 July 2005	30 June 2006	Quarterly evaluation of the number / type of root causes identified.
3 Identify environmental design contributing to crime.	1 July 2005	30 June 2006	Quarterly evaluation of the environmental design contributing to crime.
4 Address root causes of crime in conjunction with the SAPS, Local Authority, Security Service, Traffic, Law Enforcement, City Police and other stakeholders.	1 July 2005	30 June 2006	Number of contributing factors addressed through stakeholders.
5 Determine the Crime Pattern Analysis (CPA) and the Crime Threat Analysis (CTA) of the ID area in Conjunction with the SAPS	1 July 2005	30 June 2006	Monthly assessment of CPA and CTA and quarterly report to CID
6 Determine strategies by means of an integrated approach to address / decrease crime according to the CPA and CTA.	1 July 2005	30 June 2006	Quarterly assessment of strategies / measures taken (including the effective utilization of the Security Service).

PAROW INDUSTRIA IMPROVEMENT DISTRICT ASSOCIATION ANNUAL PLAN			
2005/ 2006 FINANCIAL YEAR			
PRIORITY / STRATEGY	GEOGRAPHIC / INTEGRATED APPROACH	SERVICE DELIVERY	
OBJECTIVE			
PERFORMANCE INDICATOR			
RESPONSIBILITY			
Glynis van Lill			
ACTION STEPS	START DATE	END DATE	SUCCESS INDICATOR
1. Identify the root causes of grime by conducting necessary research / analysis	1 July 2005	30 June 2006	Quarterly evaluation of the number / type of root causes.
2. Identify environmental design contributing to grime.	1 July 2005	30 June 2006	Quarterly evaluation of the environmental design contributing to grime.
3. Address root causes of grime	1 July 2005	30 June 2006	Number of contributing factors addressed.

PAROW INDUSTRIA IMPROVEMENT DISTRICT ASSOCIATION ANNUAL PLAN				
2005/ 2006 FINANCIAL YEAR				
PRIORITY / STRATEGY	GEOGRAPHIC / INTEGRATED APPROACH	SERVICE DELIVERY		
OBJECTIVE		SECURE A SAFE, ATTRACTIVE AND CLEAN BUSINESS AREA		
PERFORMANCE INDICATOR				
RESPONSIBILITY				
Glynis van Lill				
ACTION STEPS		START DATE	END DATE	SUCCESS INDICATOR
1. Increase membership to Parow Industria Waste Minimization Club		1 July 2005	30 June 2006	Marketing, meetings and surveys Conduct a survey. Report results to CID Committee.
2. Identify interest in a waste minimization club (New members)		1 July 2005	30 June 2006	
3. Establish a project work team for new members		1 July 2005	30 June 2006	Report to CID Committee. Each company to determine what it requires to achieve by establishing a waste minimization programme and prepare a policy statement. Monthly meetings and report to CID Committee. Send out newsletters. Obtain inventory of waste streams. Report at monthly club meetings.
4. Incorporate new members into the Parow Industria Waste Minimization Club		30 July 2005	31 June 2006	
5. Collection of baseline data		1 July 2005	30 June 2006	Evaluation of sources. Assessment of quantity, volumes, costs and hazards. Report at club meetings. Assessment of waste – evaluation of contributing factors. Listing on waste exchange website.
6. Identify the source of waste streams by conducting research		1 July 2005	30 June 2006	Identification and qualification of previously unknown emissions (Project Team) Report at monthly club meetings and CID committee.
7. Define each company's waste		1 July 2005	30 June 2006	
8. Conduct preliminary mass and energy balances		1 July 2005	30 June 2006	

PAROW INDUSTRIA IMPROVEMENT DISTRICT ASSOCIATION ANNUAL PLAN			
2005/ 2006 FINANCIAL YEAR			
PRIORITY / STRATEGY	GEOGRAPHIC / INTEGRATED APPROACH	SERVICE DELIVERY	
OBJECTIVE	SECURE A SAFE, ATTRACTIVE AND CLEAN BUSINESS AREA		
PERFORMANCE INDICATOR	RESPONSIBILITY		
ACTION STEPS			
	START DATE	END DATE	SUCCESS INDICATOR
9. Assign costs to waste streams and set priorities	1 July 2005	31 June 2006	Project Team to determine the value of the stream that is discarded. At the end of the Pre-assessment phase, project Team must target all processes, operations and waste streams. Report at monthly club meetings and CID Committee meetings. Address contributing factors and measure waste thereafter. Report at club meetings and to CID Committee.
10. Address the sources of waste streams – Project Teams in conjunction with other relevant role players	1 July 2005	30 June 2006	Educate all business owners on waste by placing information in newsletters. Meetings, projects and reports to CID Committee
11. Education and awareness	1 July 2005	30 June 2006	
12. Promote growth of the ‘Dare to Dream Campaign’ Review of 2004 and status of waste minimization club Set up objectives for 2005 Implement a calendar of events, training etc. Arrange discussions of specific waste topics Implement strategies for correct disposal of specific waste types generated in the industrial area eg. electronic waste (e-waste).	1 July 2005	30 June 2006	

PAROW INDUSTRIA IMPROVEMENT DISTRICT ASSOCIATION ANNUAL PLAN			
2005/ 2006 FINANCIAL YEAR			
PRIORITY / STRATEGY	GEOGRAPHIC / INTEGRATED APPROACH	SERVICE DELIVERY	
OBJECTIVE		SERVICE DELIVERY	
PERFORMANCE INDICATOR		CLEAN BUSINESS AREA	
RESPONSIBILITY			
Glynis Van Lill			
ACTION STEPS			
	START DATE	END DATE	SUCCESS INDICATOR
1. Liaise with the relevant role players of the South African Police Service.	1 July 2005	30 June 2006	Monthly meetings with the relevant role players of the SAPS.
2. Identify shortcomings of the SAPS in relation to the effective policing of the ID area.	1 July 2005	30 June 2006	Quarterly evaluation of shortcomings.
3. Determine a contingency plan in corroboration with the SAPS to enhance the objectives of the ID.	1 July 2005	30 June 2006	Quarterly evaluation Regarding the rendering of Services by the SAPS.
4. Implement strategies to supplement the services of the SAPS.	1 July 2005	30 June 2006	Quarterly evaluation of implemented strategies and quarterly report to ID Committee.

<b>PAROW INDUSTRIA IMPROVEMENT DISTRICT ASSOCIATION ANNUAL PLAN</b>			
<b>PRIORITY / STRATEGY</b>		<b>2005/ 2006 FINANCIAL YEAR</b>	
<b>OBJECTIVE</b>		<b>SERVICE DELIVERY</b>	
<b>PERFORMANCE INDICATOR</b>		<b>SECURE A SAFE, ATTRACTIVE AND CLEAN BUSINESS AREA</b>	
Enhance provision of services by Local Authority Glynis Van Lill <b>ACTION STEPS</b>			
1. Identify shortcomings of Local Authority services: * street lighting; * dumping; * refuse removal; * planting, felling, trimming, pruning of trees; * maintenance of road surfaces; * maintenance of sidewalks; * cleansing.	1 July 2005	30 June 2006	Assessment and evaluation of ID area and reports received from tenants and landlords. Analysis of shortcomings. Quarterly report to ID Committee.
2. Liaise with the relevant role players of the Local Authority.	1 July 2005	30 June 2006	Monthly meetings with the relevant role players of the Local Authority. Quarterly status reports to Local Authority regarding progress of identified shortcomings.
3. Compile a priority list of essential needs to enhance the objectives of the ID.	1 July 2005	30 June 2006	Quarterly submission to ID Committee regarding the rendering of services and financial approval for minor and major works.

**PAROW INDUSTRIA IMPROVEMENT DISTRICT ASSOCIATION ANNUAL PLAN**  
**2005/2006 FINANCIAL YEAR**

**PRIORITY / STRATEGY**    **GEOGRAPHIC / INTEGRATED APPROACH**    **SERVICE DELIVERY**  
**OBJECTIVE**    **SECURE A SAFE, ATTRACTIVE AND CLEAN BUSINESS AREA**  
**PERFORMANCE INDICATOR**    **RESPONSIBILITY**

**Enhance the provision of services by the CID**    **Glynis Van Lill**

**ACTION STEPS**

	<b>START DATE</b>	<b>END DATE</b>	<b>SUCCESS INDICATOR</b>
1. Awareness campaigns relating to environmental issues.	1 July 2005	30 June 2006	Newsletters, functions, education of employers and employees.
2. Open lines of communication.	1 July 2005	30 June 2006	Meetings, newsletters.
3. Awareness campaigns relating to measuring of waste	1 July 2005	30 June 2006	Newsletters.
4. Determine strategies by means of an integrated approach to address issues of common interest pertaining to waste streams and decrease of waste in the CID. (Dumping, littering, pollution, re-cycling)	1 July 2005	30 June 2006	Quarterly evaluation and report by CID Manager to CID Committee. Monthly report at club meetings.
5. Promote a truly integrated waste wise community where commerce, industry, schools and residents play their part in re-using, recycling and minimizing waste.	1 July 2005	30 June 2006	Meeting with representatives and relevant role players. Quarterly Evaluation and report by CID Manager to CID committee. Investigate a plan of action aimed at establishing an eco park with components such as a re-cycling centre, art shop (products made from waste) etc.
6. Establish an Eco Park within the industrial area	1 July 2005	30 June 2006	Determine interest, implementation monthly reports to CID committee.
7. Establish an "adopt a business initiative" where local companies can transfer economic and management skills to micro business (Local Beehive)	1 July 2005	30 June 2006	



PAROW INDUSTRIA IMPROVEMENT DISTRICT ASSOCIATION ANNUAL PLAN			
2005/2006 FINANCIAL YEAR			
PRIORITY / STRATEGY	GEOGRAPHIC / INTEGRATED APPROACH	SERVICE DELIVERY	
OBJECTIVE	SECURE A SAFE, ATTRACTIVE AND CLEAN BUSINESS AREA		
PERFORMANCE INDICATOR	RESPONSIBILITY		
Enhance the provision of services by the CID (continued) Glynis Van Lill			
ACTION STEPS			
	START DATE	END DATE	SUCCESS INDICATOR
8. Promote growth of entrepreneurship at selected local schools by participating in a 'YES' program (Youth Enterprise Society) whereby interested businesses can provide advice on business ideas, market research, managing a business, finances etc	1 July 2005	30 June 2006	Evaluate and investigate. Report to CID committee
9. Address presence of stray animals in the industrial area	1 July 2005	30 June 2006	Meetings with SPCA, Cart Horse Association and report by CID Manager to CID Committee.
10. Provide a clean environment by co-ordinating clean up operations by "waste buster teams" (local school children who have been trained in sorting of waste).	1 July 2005	30 June 2006	Meetings with relevant role players at the schools and quarterly feedback to CID committee
11. Promote community up-liftment by encouraging sustainability. Participate in a project (by providing waste that is used to generate income) together with Oasis Association (non-profit organization) providing Services for men, woman and children with intellectual disabilities. (An Oasis centre is situated in Ravensmead).	1 July 2005	30 June 2006	Meetings with Oasis Association. Evaluate, investigate and implement. Monthly reports to CID Committee.

PAROW INDUSTRIA IMPROVEMENT DISTRICT ASSOCIATION ANNUAL PLAN			
2005 / 2006 FINANCIAL YEAR			
PRIORITY / STRATEGY	GEOGRAPHIC / INTEGRATED APPROACH	SERVICE DELIVERY	
OBJECTIVE	SECURE A SAFE, ATTRACTIVE AND CLEAN BUSINESS AREA		
PERFORMANCE INDICATOR	RESPONSIBILITY		
Co-ordinating the Security Service Glynis Van Lill			
ACTION STEPS	START DATE	END DATE	SUCCESS INDICATOR
1. Regulate an efficient service by security patrol officers	1 July 2005	30 June 2006	Obtain weekly duty rosters of security patrol officers
2. Liaise with Security Managers	1 July 2005	30 June 2006	Monthly meetings with Security Managers. Monthly assessment and evaluation of Security service.
3. On-site inspections of security patrol officers in ID	1 July 2005	30 June 2006	Monthly assessment of security patrol officers.
4. Evaluation of Security Officers	1 July 2005	30 June 2006	Quarterly evaluation report to ID Committee. Armed response "Officer of the year" and Officer preventing the most dumping" competitions taking place.

<p align="center"><b>PAROW INDUSTRIA IMPROVEMENT DISTRICT ASSOCIATION ANNUAL PLAN</b></p> <p align="center">2005 / 2006 FINANCIAL YEAR</p>			
<b>PRIORITY / STRATEGY</b>	<b>GEOGRAPHIC / INTEGRATED APPROACH</b>	<b>SERVICE DELIVERY</b>	
<b>OBJECTIVE</b>	<b>SECURE A SAFE, ATTRACTIVE AND CLEAN BUSINESS AREA</b>		
<b>PERFORMANCE INDICATOR</b>	<b>RESPONSIBILITY</b>		
<p>Provision of additional security</p>			
<p align="center">Glynis Van Lill</p>			
<b>ACTION STEPS</b>	<b>START DATE</b>	<b>END DATE</b>	<b>SUCCESS INDICATOR</b>
<p>1. Implementation of CCTV Surveillance Systems</p> <ul style="list-style-type: none"> <li>- liaise with relevant roleplayers</li> <li>- determine a contingency plan</li> <li>- assign costs</li> <li>- implementation</li> </ul>	1 July 2005	30 June 2006	<p>Evaluate, investigate and report to relevant role players</p>
<p>2. Implementation of access control by means of booms</p> <ul style="list-style-type: none"> <li>- determine / identify the need by conducting a survey</li> <li>- evaluation of information pertaining to survey</li> <li>- liaise with relevant role-players</li> <li>- location to be determined</li> <li>- determine a contingency plan</li> <li>- assign costs</li> <li>- implementation</li> </ul>	1 July 2005	30 June 2006	<p>Subject to the outcome of the CCTV Surveillance System investigation, evaluate, investigate and report to relevant role players if necessary</p>

PAROW INDUSTRIA IMPROVEMENT DISTRICT ASSOCIATION ANNUAL PLAN			
2005/ 2006 FINANCIAL YEAR			
PRIORITY / STRATEGY	GEOGRAPHIC / INTEGRATED APPROACH	SERVICE DELIVERY	
OBJECTIVE	SECURE A SAFE, ATTRACTIVE AND CLEAN BUSINESS AREA		
PERFORMANCE INDICATOR	RESPONSIBILITY		
Build community pride			
Glynis Van Lill			
ACTION STEPS	START DATE	END DATE	SUCCESS INDICATOR
1. Distribution of newsletters to tenants and landlords within the ID area	1 July 2005	30 June 2006	Monthly distribution of newsletters in the ID area. Quarterly report to the ID Committee.
2. Hosting social functions for ID tenants, landlords and invited guests.	1 July 2005	30 June 2006	Quarterly functions to be held and report to be submitted to ID Committee.
3. Liaising with tenants and landlords by means of visits and quarterly meetings.	1 July 2005	30 June 2006	Quarterly visits and Meetings to be conducted and report submitted to ID Committee. Suggestions / ideas by Tenants / landlords to be Submitted to ID Committee. Assessment of maintenance and street frontages and quarterly reports to CID Committee.
4. Encourage maintenance of buildings and landscaping of street frontages.	1 July 2005	30 June 2006	

PAROW INDUSTRIA IMPROVEMENT DISTRICT ASSOCIATION ANNUAL PLAN			
2005/ 2006 FINANCIAL YEAR			
PRIORITY / STRATEGY	GEOGRAPHIC / INTEGRATED APPROACH	SERVICE DELIVERY	
OBJECTIVE			
SECURE A SAFE, ATTRACTIVE AND CLEAN BUSINESS AREA			
PERFORMANCE INDICATOR			
RESPONSIBILITY			
Glynis van Lill			
ACTION STEPS	START DATE	END DATE	SUCCESS INDICATOR
1. Develop a wetland	1 July 2005	30 June 2006	Investigate and report to CID Committee. Meetings with relevant role players.
2. Upgrade and develop an existing detention pond	1 July 2005	30 June 2006	Evaluate, investigate and report to CID Committee and relevant role players.
3. Upgrade and develop communal gardens eg. Stoker Circle, Radnor Circle and entrances to Parow Industria (landscaping)	1 July 2005	30 June 2006	Investigate. Identify shortcomings. Meetings with relevant role players. Quarterly assessment and report to CID Committee.



**PAROW INDUSTRIA IMPROVEMENT DISTRICT  
ASSOCIATION**

**OPERATIONAL SCHEDULE**

**2005/2006**

**COMPILED BY:.....**

**CID MANAGER  
GLYNIS BEVERLEY VAN LILL**

**APPROVED :.....**

**CHAIRMAN  
MR. A. RAAD**

**.....  
MR. A KNOOP (DIRECTOR)**

**.....  
MR. C.J. SCHELTEMA (DIRECTOR)**

**.....  
MR. P.A. TALJAARD (DIRECTOR)**

**.....  
MR. C. PALMER (DIRECTOR)**

**DATE:- 7<sup>TH</sup> February 2005**