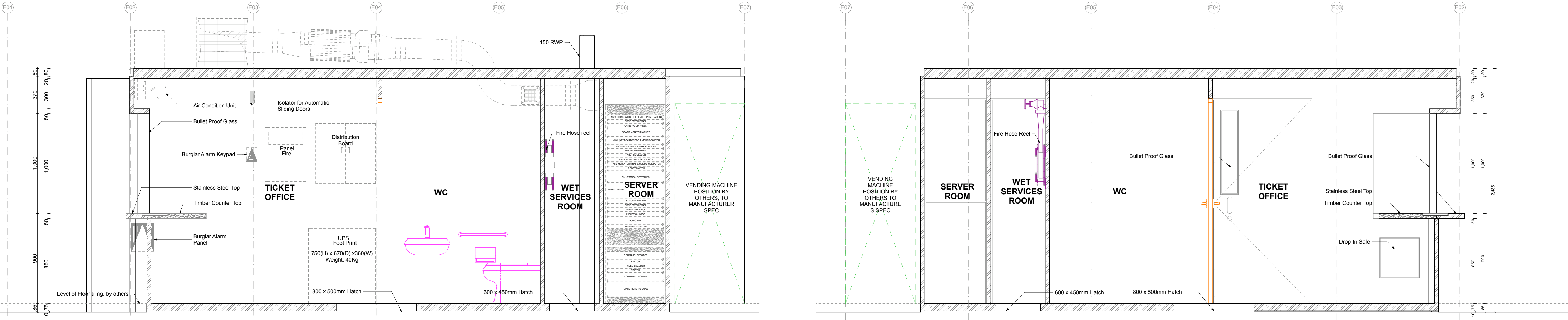


ELEVATION E1
1:20

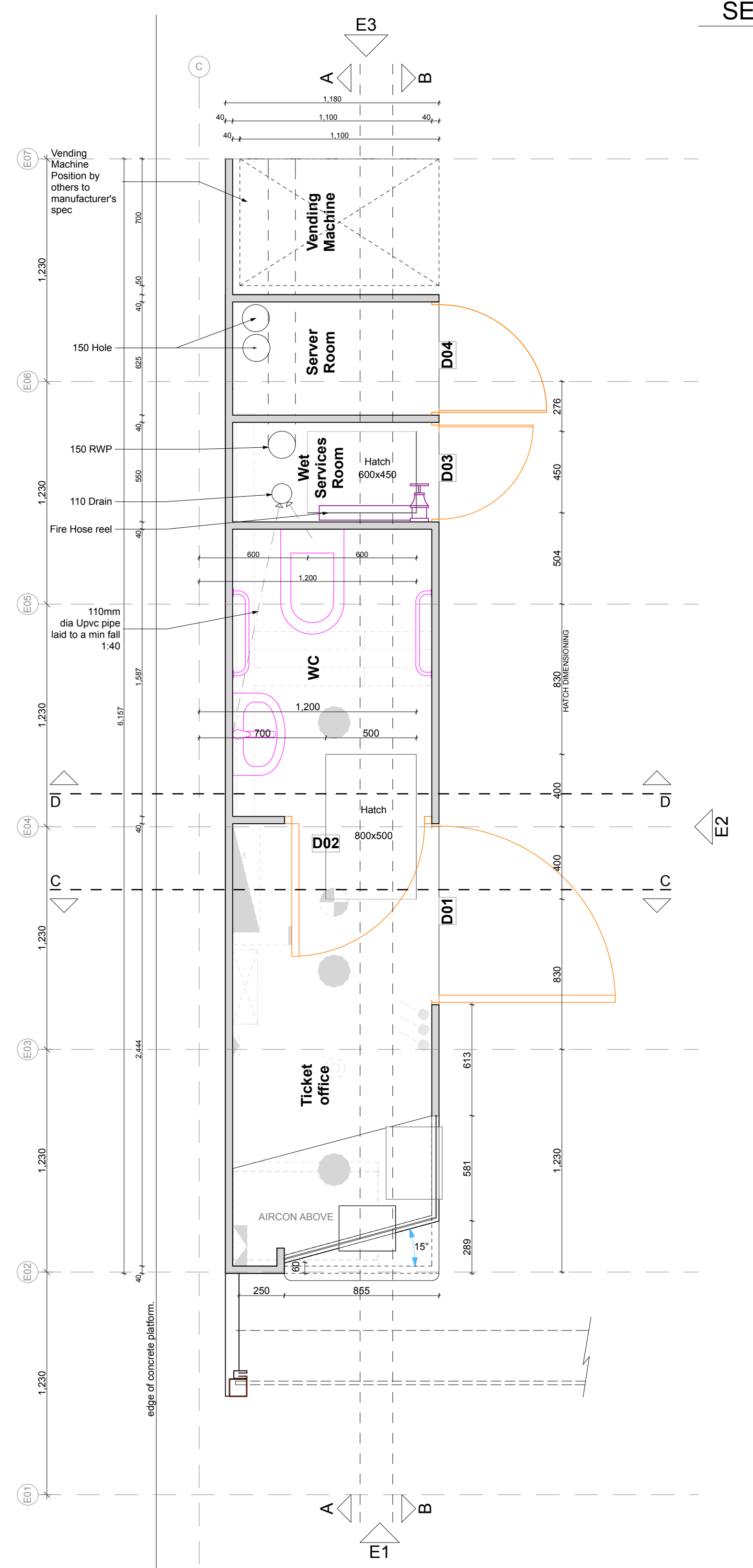
ELEVATION E2
1:20

ELEVATION E3
1:20

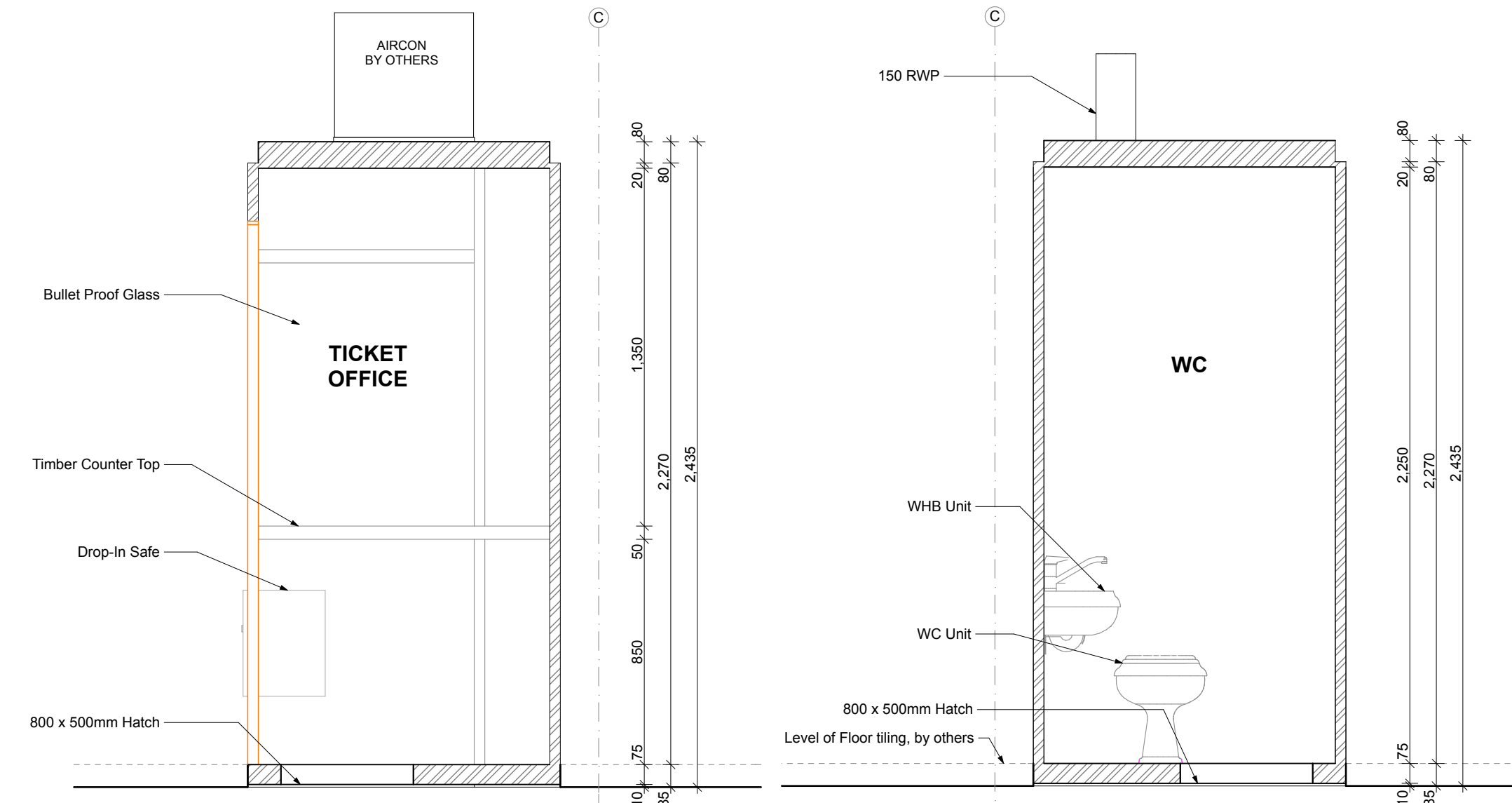


SECTION AA
1:20

SECTION BB
1:20

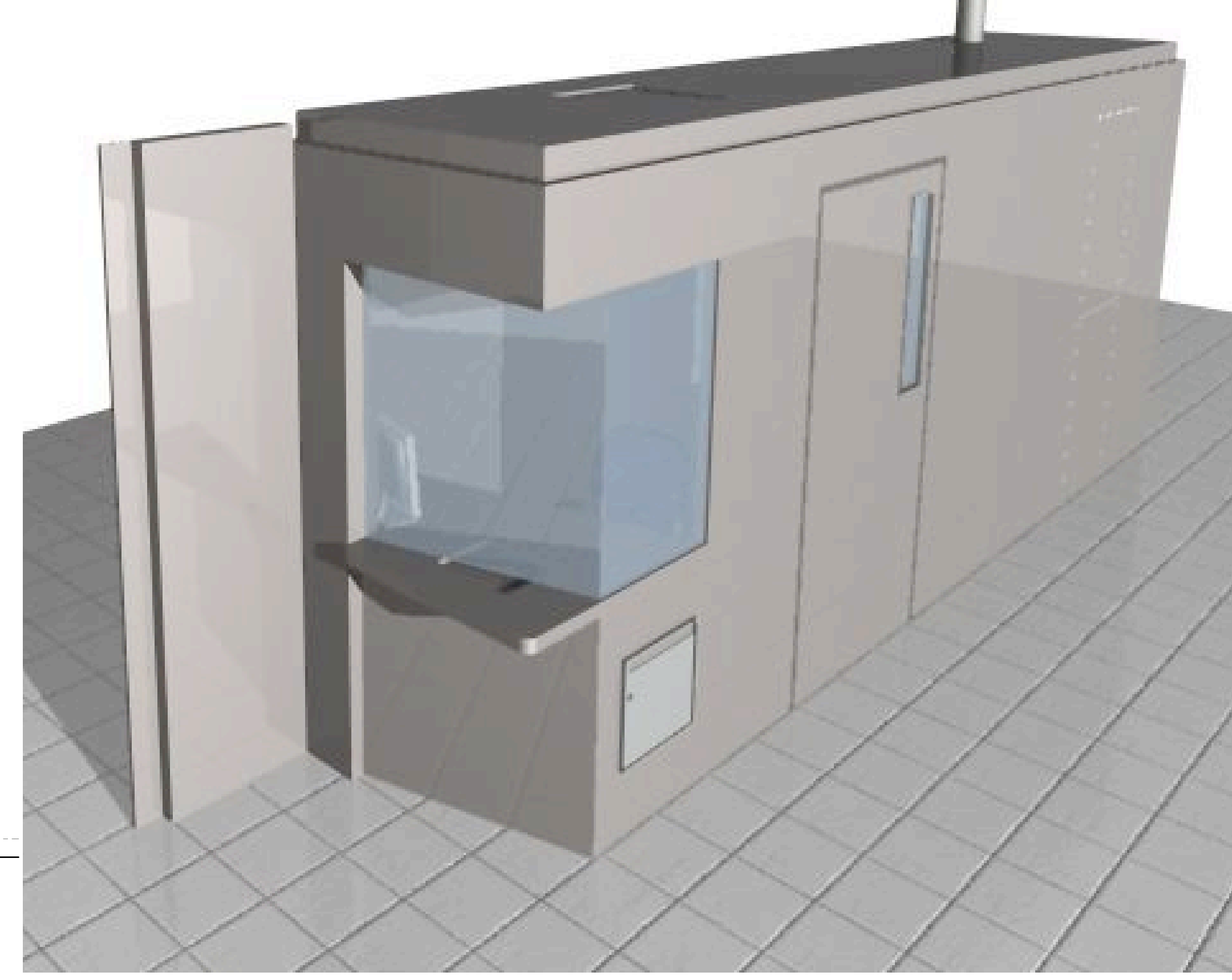


FLOOR PLAN
1:20



SECTION CC
1:20

SECTION DD
1:20



ISOMETRIC VIEW
(not to scale)

CONSTRUCTION NOTES:

0295 IRT-1A-AR-FINISHING'S SCHEDULES
3.5m KIOSK

Manufacturer to allow for carrying out detail design together with Employer's architect and services engineers. Manufacturer to supply shop drawings of complete assembly, for approval. Kiosk to be manufactured and fitted out of site, complete with most or all fittings. Complete assembly to be inspected and approved off-site before delivery and installation on site.

Kiosk construction: Walls and roof to be constructed from sandwich panels. All walls to be vertical, all corners square, and no misalignment between elements.

Sandwich panel construction: To be to the highest standards of the industry and to comply with all SABS and industry norms. 40 x 40 mid steel RHS posts to be incorporated into the insulation layer at all external corners, next to door and window frames and to give support to sanitary and other heavy fittings. If ordinary sandwich panel strength would not suffice to support loads on roof, steel members to also be incorporated for strengthening.

Exterior wall panels: Sandwich construction of 0.9 mm rigidised stainless steel 316 sheet on outside, 40 mm rigid high-density non-flammable insulation, 0.7 mm Zincalume Colorcote sheet on inside, colour white, or similar approved. Rigidised ss sheeting for outside face of panels below and above sales window. *Dario, add specification here.*

Interior wall panels: As above, but with 0.7mm Zincalume Colorcote, or similar approved, white on both faces.

Roof panel: As exterior wall panels, but may have greater thickness to achieve load bearing capacity for support of mechanical plant located on top of roof. Roof to be one continuous panel, acting as a 'key stone' holding all wall panels very firmly in place. A stepped corner detail on all four sides to act as weather bar preventing water ingress between kiosk and cladding above.

Penetrations: All penetrations for services shall be kept to minimum size and neatly edged with suitable grommet or approved cover strips.

Joints and fixings: All joints between panels to be of 'tongue-and-groove' type featuring only one neat and absolutely parallel gap on both exterior and interior face of wall. Width of joint to have no variations greater than 2 mm over its length. All joints to be completely draught proof, and water tight on sides facing exterior weather. No visible mastic pointing permitted. No visible fixings, either to panels or frames, permitted externally.

Floor construction: Overall thickness not to exceed 70 mm. The contractor shall propose a method of construction, for approval. It shall ideally be of a modular panel type that allows individual panels to be lifted for access to the gap below. The 2 hatches marked on the plan shall hinge or lift out in one piece to allow access to the void below. The hatches shall release only with use of a special tool or key to prevent casual access.

Floor finish: Anti-static vinyl, or similar approved. Matching skirting, to approval.

Doors: Of similar construction to walls, with surface material matching adjacent walls. All doors to be tight fitting, but with enough tolerance to prevent doors ever binding under extreme temperatures. Steel strengthening members to be placed inside kiosk door to prevent leading edge being forced open by a tool being forced between door leaf and wall.

Ironmongery: All fixings to be suitable for fixing into or through sandwich panels. No fixings should be removable from outside face of kiosk door to prevent theft and break-ins. *Dario, add revised Dorma list of ironmongery here.*

Window: Cash window with tray — PW1-G3 Pay Window with tray as per Mutual Austen Safe Group, or similar approved. Clear bullet proof glass, fixed into proprietary approved frame, all to SABS. Corner joint mitred with approved silicon mastic filler. Window edge to be bordered with 'speaker box' slits to allow for voice transmission between inside and outside.

Counter: Exterior: Formed from brushed flat stainless steel sheet with welded joints. All corners to be pencil round. Interior: Approved laminated hardwood, min 32 mm thick, support to later detail.

Sanitary fittings: Supply and fit the following, complete with connection to mains supply and sewage drain in void under floor:

- A. WC - Vaal Sanitaryware "HIBISCUS" close-coupled toilet (code 772600) cistern (code 710533) front dual flush (code 772657)
 - Fixing: as per manufacturers details.
 - Colour: All vitreous china white and push plate bright chrome.
- B. Hand Wash Basin - Vitreous china basin from Vaal "Bantam" Product Code 7030 or similar approved.
 - With bottle trap and slotted waste connection for overflow.
 - Fixing: as per manufacturers details.
 - Colour: All vitreous china white and push plate bright chrome.
- C. Taps
 - i) Standard Units Standard 'Star pattern' pillar taps from Cobra Product Code 111-15 or similar approved.
 - Fixing as per manufacturers details.
 - Colour: Bright chrome

WC Accessories: Supply and fit the following, or similar approved:

- A. Toilet Roll Holder - Toilet Roll Holder as from TCS Hygiene Product Code TRN 3.
 - Fixings: as per manufacturers details.
 - Colour: white
- B. Robe Hook - Coat hook as from W & B Hardware Product Code B 2737.
 - Fixings: 2 x stainless steel screws.
 - Colour: Bright chrome
- C. Soap Dispenser - Manual operated soap dispenser from TCS Hygiene Product Code SD SA990ML.
 - Fixings: as per manufacturers details.
 - Colour: white
- D. Mirror - 415mm x 100mm bevelled edge mirror.
 - Fixing: Double sided tape.

Kiosk Accessories: The following do form part of this tender:

1. Ticket Vending Machine: Supply and installation of apparatus and ducting to Mechanical Engineers drawings.
2. Electrical installation: Supply, installation and commissioning of complete installation to Electrical Engineer's drawings: DB, UPS in Sales Room, batteries, cable runs in specified trunking, lights, switches, sockets, door controls, etc.
3. Alarms: Sensors, panic button, siren and light, wiring and control panels, all to Electrical Engineers outline specification and specialist contractor's approved specification.
4. CCTV camera(s) inside kiosk with wiring.
5. Microphone and wiring inside sales room, for connection to the induction loop by others underneath floor tiling outside sales window.
6. Drop-in safe, to SABS and architects approval.
7. Fire hose reel and valve, connection to water mains supply underneath platform slab.
8. 2 x 4.5 kg Dry Powder fire extinguishers, to be mounted below DB in sales room.
9. 150 mm PVC RWP from valley gutter above through core drilled hole into void below floor.

The following do not form part of this tender:

1. Ticket Vending Machine: Supply and installation not part of this contract. No special fittings for installation required.
2. Chair and stool in sales room.
3. Server rack and complete electronic installation inside Server Room.

Ironmongery
KIOSK - Entrance (D01) (RH)

- 1 set - Dorma TH120 RH half set (ZS117-1 spindle) tubular stainless steel lever handle with rose and cylinder hole escutcheon (Handing TBC)
- 1 only - Dorma DCE-002 stainless steel euro profile escutcheon
- 1 only - Dorma D0365 euro-profile cylinder sash lock
- 1 only - CISA 08851-24-12 TSP 16mm nickel plated knob cylinder - 2 keys
- 1 only - DORMA TS83EN2-6 BC/DC - standard arm door closer with DELAYED ACTION - pull side fitting
- 1 only - Dorma D0S-NP-018 nickel plated floor stop
- 0 - Hinges by door manufacturer
- 4 only - Male/Female screws for back to back fixing of door furniture
- 1 only - RH391 stainless steel flush pull handle 175x50mm as per Architects approved sample
- 0 - Custom made signage by other to architects approval

KIOSK - WC (D02) (RH)

- 1 only - Dorma DPH301A 305x25mm stainless steel "D" shaped straight bolt through pull handle
- 1 pair - Dorma DDWC-006 stainless steel WC indicator with 70mm turn knob for physically impaired.
- 1 only - Dorma D032D bathroom/WC dead lock
- 1 only - DORMA TS83EN2-6 BC/DC - standard arm door closer with DELAYED ACTION - pull side fitting
- 1 only - 300x150x1.5mm blank stainless steel push plate
- 1 only - 150x150mm stainless steel plate engraved with "male/female" sign
- 1 only - 150x150mm stainless steel plate with engraved "disabled persons" sign
- 2 only - Stainless steel kick plate 300mm x width of door, finished size to be checked on site. Grade 304 1.2mm thick drilled and countersunk for screw fixing.
- 0 - Hinges by door manufacturer
- 4 only - Male/Female screws for back to back fixing of door furniture

KIOSK - FHR Cupboard (D03) (DD)

- 1 only - Dorma D031L mortice latch (full size case)
- 1 only - Dorma D038R rebate conversion kit for euro-profile locks
- 1 only - 150x150mm stainless steel plate engraved with "Fire hose reel" symbol
- 0 - Hinges by door manufacturer
- 1 only - Q54431 70mm stainless steel door bolt - surface mounted
- 1 only - Q54431 300mm stainless steel door bolt - surface mounted
- 8 only - Male/Female screws for back to back fixing of door furniture
- 1 only - EB3302 Stainless steel flush ring pull complete with 8mm spindle as per Architects approved sample

KIOSK - Server Cupboard (D04) (LH)

- 1 only - Dorma DCE-002 stainless steel euro profile escutcheon
- 1 only - Dorma D037D euro-profile cylinder dead lock
- 1 only - CISA 08830-02-12 TSP single cylinder - 38.5mm.
- 0 - Hinges by door manufacturer
- 4 only - Male/Female screws for back to back fixing of door furniture
- 1 only - RH391 stainless steel flush pull handle 175x50mm as per Architects approved sample

NOTES
©2008 ARG DESIGN

COPYRIGHT OVER ALL DESIGNS AND DRAWINGS SHALL REMAIN THE PROPERTY OF ARG DESIGN AND ANY PROVISION TO THE CONTRARY IN TERMS OF THE COPYRIGHT ACT NO.63 OF 1964 IS HEREBY SPECIFICALLY EXCLUDED.

ALL RELEVANT DETAILS, LEVELS AND DIMENSIONS ARE TO BE CHECKED ON SITE PRIOR TO COMMENCEMENT OF WORK. ANY DISCREPANCIES ARE TO BE BROUGHT TO THE ATTENTION OF THE ARCHITECT IMMEDIATELY.

THE ARCHITECT ACCEPTS NO RESPONSIBILITY FOR ERRORS RESULTING FROM MISINTERPRETATION OF THE DRAWINGS.

ALL WORK TO BE CARRIED OUT STRICTLY IN ACCORDANCE WITH NATIONAL BUILDING REGULATIONS AND LOCAL AUTHORITY REGULATIONS.

ALL DIMENSIONS ARE GIVEN IN MILLIMETERS.

DO NOT SCALE THIS DRAWING.

REVISIONS

REV	DATE ISSUED	DESCRIPTION
P		PREFIX IN REVISION BLOCK DENOTES PRELIMINARY STAGE
C		PREFIX IN REVISION BLOCK DENOTES CONSTRUCTION STAGE

PRINCIPAL CONSULTANTS:

HHO AFRICA
INFRASTRUCTURE ENGINEERS

14 Bree Street Cape Town
8001 South Africa

tel: +27 21 425 2870
fax: +27 21 439 4689
e-mail: enquiries@hho.co.za

Name: _____ Date: _____
Signature: _____ Status: _____

CLIENT:

COCT IRT Team

CITY OF CAPE TOWN | SIKSBEK SASEKAPA | SIDA KAAPSTAD

THIS CITY WORKS FOR YOU

Name: _____ Date: _____
Signature: _____ Status: _____

ARCHITECTS:

ALASTAIR RENDALL
GITA GOVEN

Premier Centre, Observatory, Cape Town
www.argdesign.co.za
PO Box 19936, Mowbray 7705
studio@argdesign.co.za
Tel: +27 (0)21 448 2666
Fax: +27 (0)21 448 2667

Name: _____ Date: _____
Signature: _____ Status: _____

PROJECT:

IRT-1A

JOB NO: **0295**

DRAWING DESCRIPTION

3.5m Kiosk - 1180mm
FLOOR PLAN, SECTION DD, SECTION BB,
SECTION AA, ELEVATION E1, ELEVATION E2,
ELEVATION E3, SECTION CC

SCALE:

1:20, 1:1

PURPOSE:

COUNCIL SUBMISSION

DRAWN: DB CHECKED: WB SIZE: A0 (841x1189)
DATE CREATED: 2009/07/16 REVISION: P 0

FOR SERVICES INTERGRATION REFER TO DRAWING: IRT/1A/AR/S&SK-SI & TRICONS DRAWING: C 1328/E1/02/004 REV1

IRTDW NO:
IRT/1A/AR/3.5m - K/P0