



Protect yourself from fire

Stop fires before they start



Every home needs more than one way out *so you can escape if a fire breaks*



Build homes at least 3 metres apart to stop fires from spreading.



Many children get badly burnt each year. Take extra care to keep young children safe.

Keep matches, lighters, paraffin and poisons safe and far away from young children. Use a child safety cap on paraffin bottles.



Put out all candles and lamps before you go to sleep or leave your home. Smoking in bed is dangerous.



Keep stoves on a flat surface — away from drafts and things that can burn. Fires and cooking stoves should never be left unattended.



Always keep a bucket of sand and a bucket of water ready.

Protect yourself from fire

Plan ahead

Keep a bucket of water and a bucket of sand ready.
Try to put out small fires before they spread.
But don't put yourself in danger!
If you can't put out the fire... get out and stay out!



Know how to call for help

Know and show the emergency number and teach children how to dial 107 in emergencies.

When you phone, give the full address and a landmark (shop or school) close to the fire so the firefighters can find you quickly.


Add rest of woman's body!



Know how to put out different fires




Use water for wood, paper and fabric fires




Paraffin

Use sand for paraffin fires.



Gas

Act fast. First turn off the gas.
Then use a lid or damp cloth to put out the flames.



Electricity

Turn off the electricity before you put out an electric fire.

Protect yourself from fire



CITY OF CAPE TOWN | ISIXEKO SASEKAPA | STAD KAAPSTAD

When a fire breaks out...



1

Warn people inside the building to get out.



2

Crawl low under smoke to escape the fire.

Artwork changes:
change flooring to wooden planks, add door frame, remove orange curtain, colour all zinc sheets the same colour, add frill to tablecloth so that inside, outside is clear...

SOFTEN EDGES!




3

Help people to get out. Then stay out.



4

Phone emergency services on 107 and get help fast!



5

Keep roads clear so the fire engines can get to the fire quickly.

Artwork changes:
Add more shacks to show greater density, add nose of fire engine. Keep man's hands in pockets and furniture out of road.



6

Keep fire hydrants clear so that firefighters can get water to put out the fire.



In an emergency, call **HELP! 107**